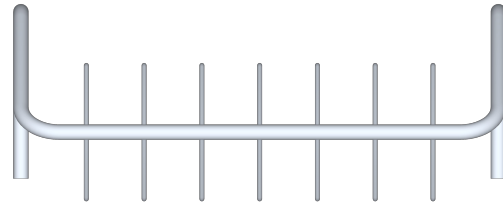

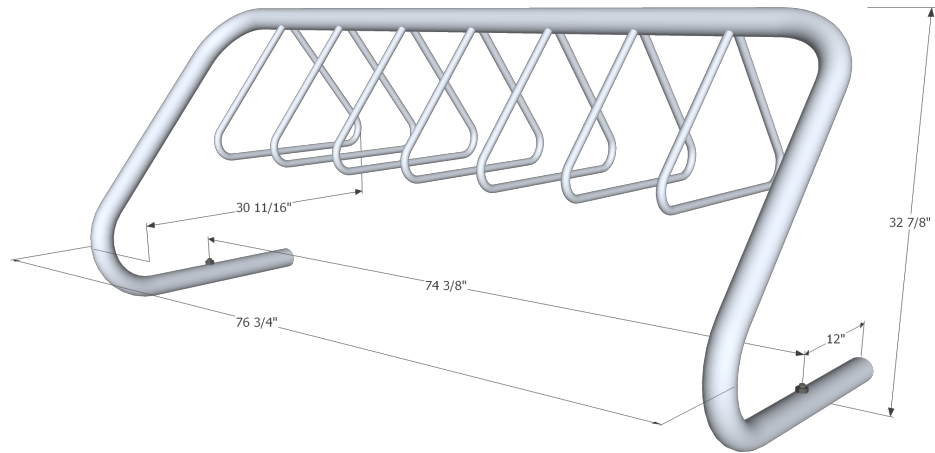




CORR BIKE RACK, INC
The proven solution to bike parking

www.corra.com

EXPO W7510



	Width	Width (anchor to anchor)	Height	Depth	Capacity†
Imperial	76 3/4"	74 3/8"	32 7/8"	30 11/16"	10
Metric	195 cm	189 cm	83.5 cm	77.2 cm	

PO Box 1647 | Bellingham, WA 98227-1647 | T: 800-354-8624 | F: 800-354-8640

† Capacity is rated for double-sided access. Single-sided access reduces capacity by one-third.

FINISHES

Stainless Steel [SS]

Materials Heavy duty high quality steels
Mainframe C.R.W. ASTM A 312 TP 304L Stainless Steel Tube 2 3/8" OD
Lock support T-304/304L 3/4" Cold Drawn Stainless Steel Round-bar

Finish Electro polished to #7 Near Mirror Finish

Weight 99 lbs

Anchors 303 Grade Stainless Steel Wedge Anchors 1/2" x 5 1/2"

Galvanized [G]

Materials Heavy duty high quality steels
Mainframe C.R.W. ASTM A53 2 3/8" OD
Lock support ASTM A108-03 3/4" Cold Rolled Round-bar

Finish Hot dipped Galvanized Steel ASTM A123 & A153

Weight 90 lbs

Anchors Hot dipped Galvanized 1/2 inch X 5 1/2 inch Wedge Anchors

Powder coated [PC]

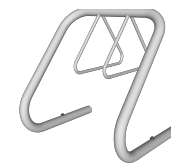
Materials Heavy duty high quality steels
Mainframe C.R.W. ASTM A53 2 3/8" OD
Lock support ASTM A108-03 3/4" Cold Rolled Round-bar

Finish 4-6 mils TGIC, UV resistant polyester powder coat color applied to steel sandblasted to near white


Weight 90 lbs

Anchors Hot dipped Galvanized 1/2 inch X 5 1/2 inch Wedge Anchors

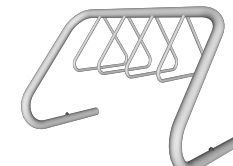
OTHER MODELS



W2704



W3606



W4508